

**KENT MAXX**

Double Purification  
UV+UF

**KENT**

Ultra Violet

Water Purifiers

HOUSE of PURITY

## Instruction Handbook for Installation, Operation and Maintenance.



**KENT TECHNOLOGY**  
UV + UF Purification

UV Purifier with Ultra Filtration Process  
and Computer Controlled Operation

Standard IS 14724 is applicable for water purifiers with ultra violet disinfection.

# Welcome to **KENT**

Dear Customer

Welcome to the world of **KENT**, leaders of water purification industry in India. With a KENT product you have all the reasons to smile, since at KENT we take pride in the quality and laboratory-tested performance of our products.

We are confident that your decision to own **KENT MAXX** will go a long way in serving you with purer and healthier drinking water – thus keeping you and your family in good health. We assure you, that you will be satisfied with its trouble-free performance and quality which comes without any compromise.

This manual is an effort towards familiarizing you with the operation and maintenance of **KENT MAXX**. Before operating the unit, please read it thoroughly and retain it for future reference. To ensure that the warranty of your water purifier is effective, fill up the enclosed warranty card and send the installation report within 15 days of purchase. Should you need further assistance, do not hesitate to contact your nearest **KENT** dealer or branch.

Best Wishes

**KENTRO SYSTEMS LTD.**

## Table of Contents

1. Introduction	1
2. Salient Features of KENT MAXX	1
3. Items in the Box	1
4. Important Instructions	2
5. UV Process	3
6. UF Process	3
7. Water Flow Diagram	4
8. Electrical Circuit Diagram	4
9. Computer Controlled Operation	5
10. UV Fail Alarm	5
11. Filter Change Alarm	5
12. Installation Instructions	6
13. Starting up the Purifier	7
14. Maintenance	7
15. Cleaning the Water Tank	8
16. Technical Specifications	8

## Introduction

**KENT** proudly presents **KENT MAXX** - the new advanced fully automatic UV purifier with storage tank.

The innovative **KENT MAXX**, developed at **KENT** laboratory, provides the double purification of UV+UF. While the initial purification by UV deactivates bacteria and viruses, the double purification by fine pores of Hollow Fibre UF membrane reduces them from the purified water. The Activated Carbon pre-filter reduces bad taste and odour, so that the water you drink is healthy, safe and tasty.

## Salient Features of KENT MAXX

- Wall mounted design - best suited for domestic purpose
- Double purification, first by UV followed by Hollow Fiber UF membrane - filters out bacteria, virus and even cysts
- Fully automatic operation with auto-on and auto-off facility
- Computer Controlled Operation with Filter Change Alarm and UV Fail Alarm
- Transparent, detachable tank for easy on-site cleaning
- Purified water storage tank with 7 ltr capacity
- LED indicators for power on and purification process on display.
- Tamper-proof UF Membrane fused inside membrane housing
- Push-fit components give leak-proof & maintenance-free performance
- Mounted SMPS for over voltage protection
- ABS material construction for corrosion-free life span
- Ideal for Tap/Municipal water supply.

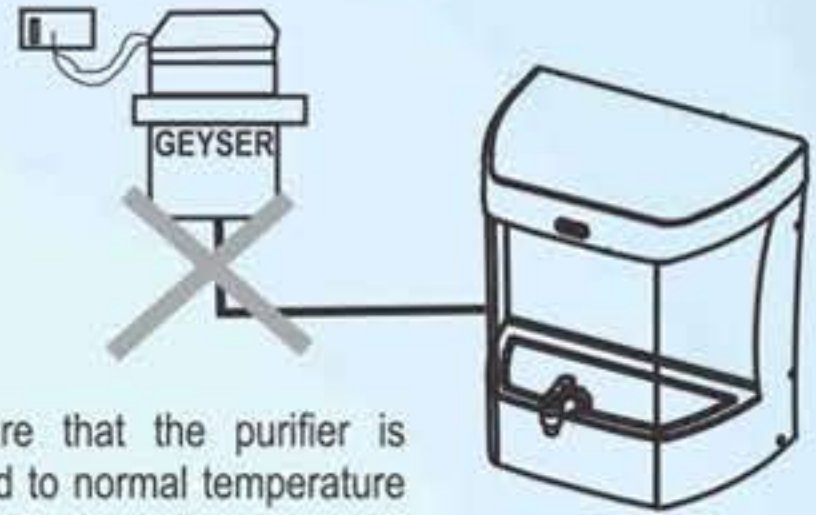
## Items in the Box

1. <b>KENT MAXX</b>	:	01 No.
2. 3-Way Connector	:	01 No.
3. S.S. Ball Valve	:	01 No.
4. Food Grade Pipe ¼ inch (White)	:	2.5 meters
5. Screws & Plastic Inserts	:	02 each
6. Instruction Manual	:	01 No.
7. Center Drill Sticker	:	01 No.

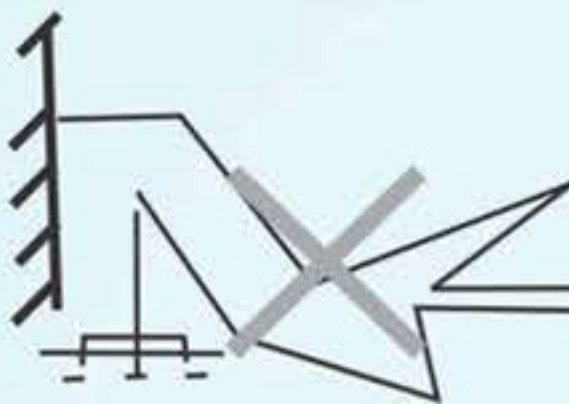
## Important Instructions



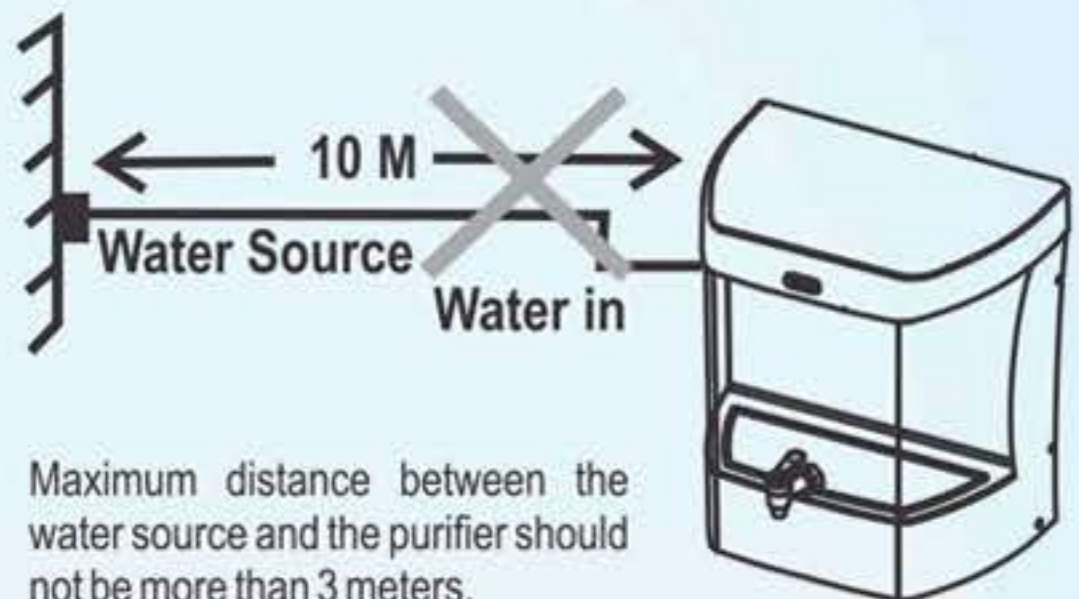
Avoid exposure to direct sunlight and installation in damp areas.



Make sure that the purifier is connected to normal temperature water supply only.



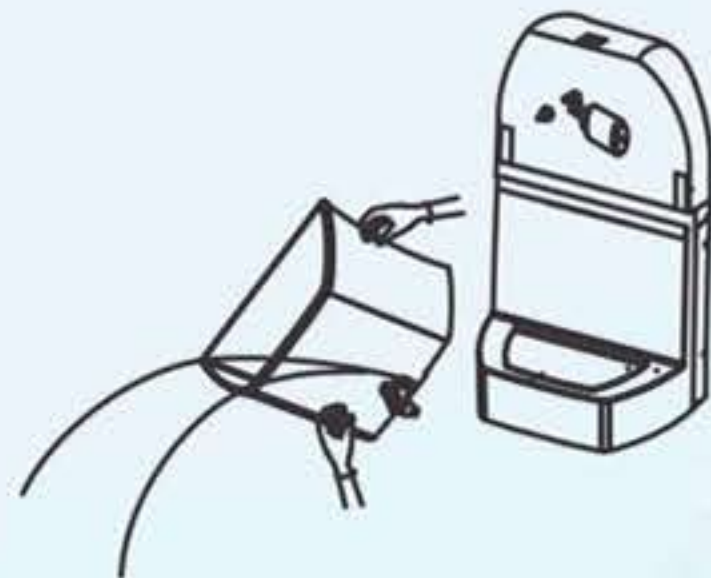
Avoid sharp bends in pipes.



Maximum distance between the water source and the purifier should not be more than 3 meters.



In case the purifier is not to be used for more than two days, switch off the power supply and drain the storage tank.



To keep the storage tank clean, it should be removed, drained and wiped dry, once in 15 days.

# KENT

**GENUINE**  
SPARE PARTS

Use Genuine Kent spares for optimum performance

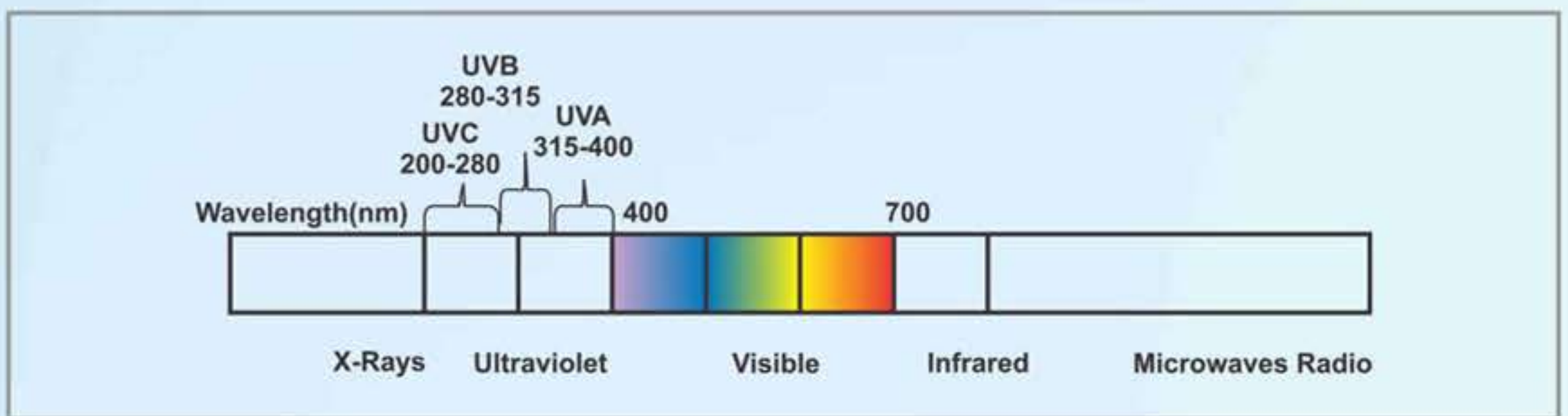


Do not try to service the purifier on your own. Instead, call the service technician for help.

## UV Process

Ultra Violet (UV) rays are the high energy rays having a wavelength shorter than the visible light. They are called ultra-violet because they are just beyond the violet light in the spectrum. Technically, ultra-violet light is defined as any wavelength of light which is shorter than 400 nanometer.

When penetrated into water, the UV radiations are absorbed by the DNA of pathogens. These UV rays alter the DNA of these pathogens in such a way that they lose the ability to reproduce, multiply and infect. Thus, they are essentially killed and cannot cause infection. This process of DNA modification is known as inactivation.

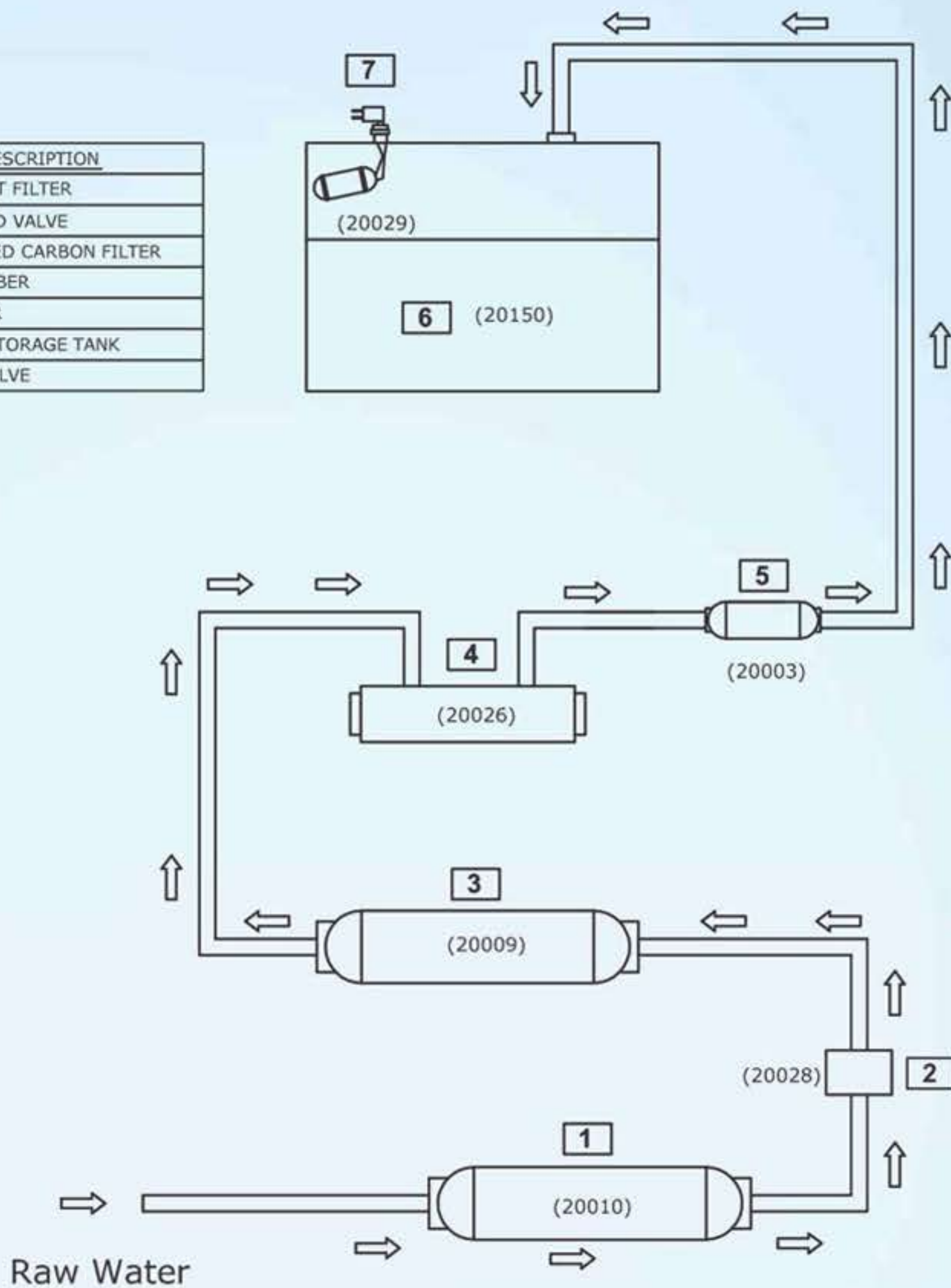


## UF Process

Ultra Filtration is a separation process that uses membranes with pore size of 0.1 micron. The UF membrane has the capacity to reduce colloidal materials including bacteria and cyst from drinking water. Low applied pressure is therefore sufficient to achieve high flux rates from an Ultra Filtration membrane.

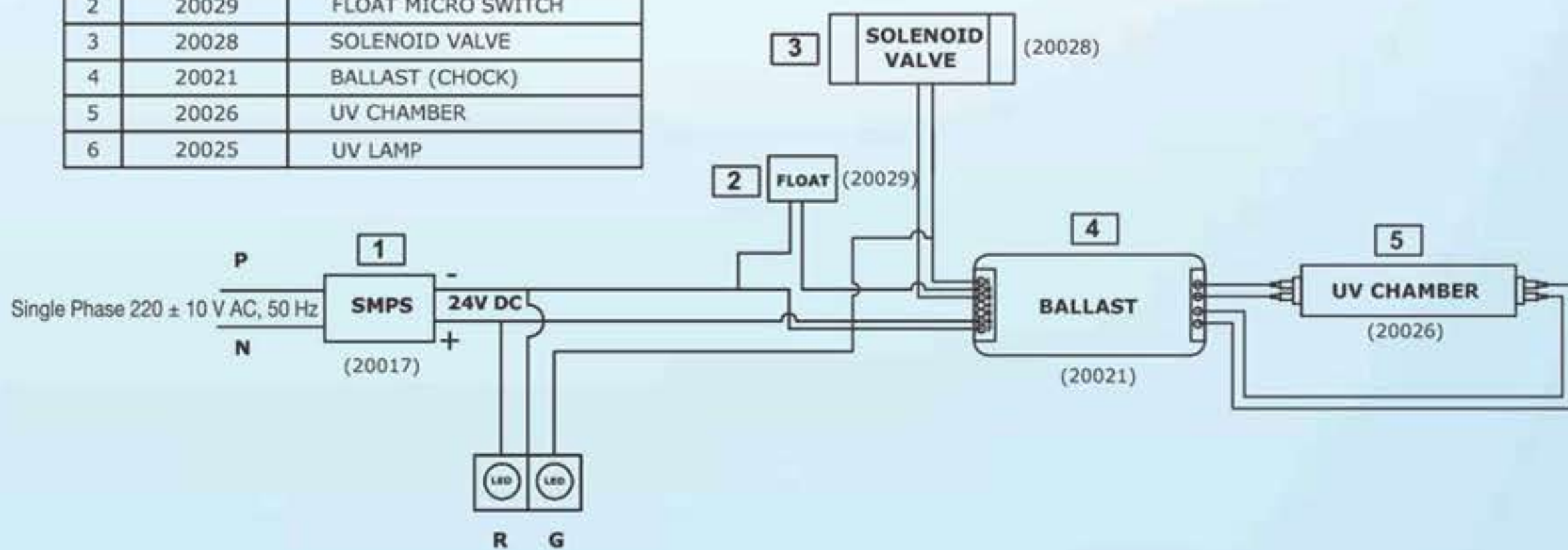
## Water Flow Diagram

S.NO.	SPARE PART CODE	ITEM DESCRIPTION
1	20010	SEDIMENT FILTER
2	20028	SOLENOID VALVE
3	20009	ACTIVATED CARBON FILTER
4	20026	UV CHAMBER
5	20003	UF FILTER
6	20150	WATER STORAGE TANK
7	20029	FLOAT VALVE



## Electrical Circuit Diagram

S.NO.	SPARE PART CODE	ITEM DESCRIPTION
1	20017	SMPS
2	20029	FLOAT MICRO SWITCH
3	20028	SOLENOID VALVE
4	20021	BALLAST (CHOCK)
5	20026	UV CHAMBER
6	20025	UV LAMP



# Installation Report

Product : **KENT MAXX**

Serial No. \_\_\_\_\_

Customer's Name \_\_\_\_\_

Customer's Address \_\_\_\_\_  
\_\_\_\_\_  
\_\_\_\_\_

\_\_\_\_\_

Customer's Ph. \_\_\_\_\_

TDS of Purified Water \_\_\_\_\_

Customer's Signature \_\_\_\_\_

Invoice No. \_\_\_\_\_

Invoice Date \_\_\_\_\_

Installation Date \_\_\_\_\_

Service Provider's Name: \_\_\_\_\_

Service Provider's Address \_\_\_\_\_  
\_\_\_\_\_  
\_\_\_\_\_

\_\_\_\_\_

Service Provider's Ph. \_\_\_\_\_

TDS of Raw Water \_\_\_\_\_

Service Provider's Stamp \_\_\_\_\_

*By signing on this installation report, the customer hereby agrees to the terms & conditions of warranty mentioned on the back side of the warranty card.*

## Computer Controlled Operation

To ensure the delivery of purer and healthier water, a micro-processor is installed in the purifier that performs the following functions:-

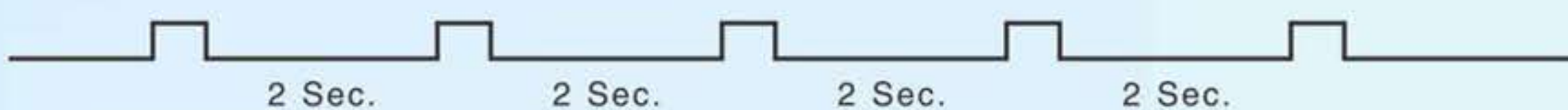
**UV Stabilization Delay:** To ensure that the UV lamp is pre-heated and is working at its optimum before it starts disinfecting water, the controller provides a two second delay to UV lamp when a purifier is switched on. During this period, only UV lamp is on and all other electrical devices of purifier are switched off and no water flows through.

**Purification Delay:** To ensure that the water lying idle in the internal pipes and the UV chamber is thoroughly disinfected before being passed onto the storage tank, the system provides approximately 5 seconds Purification Delay when the purifier is switched on. During this period, all electrical devices except UV lamp are switched off and UV lamp kills the micro-organisms present in water inside the UV chamber. After this delay, all other electrical devices such as solenoid valve etc., get activated and the normal purification process starts.

**Audible Alarm:** Microprocessor also controls the activation of UV Fail Alarm and Filter Change Alarm.

### UV Fail Alarm

To ensure purer water throughout the service cycle, KENT MAXX is equipped with an in-built UV Fail Alarm which gets activated in an event of UV lamp failure. In case the UV lamp malfunctions, the purification process automatically stops and purifier starts emitting a short beep at an interval of every 2 seconds.



Under such circumstances, switch off the purifier and call the service technician for help. The purifier will stop purification in such a situation.

### Filter Change Alarm

**KENT MAXX** has an in-built feature that sounds an audible alarm to indicate the replacement time of filters. This alarm is audible after 700 hrs of filter use. The Filter Change Alarm works as follows:

Gives 4 short beeps after every two seconds lasting upto 30 seconds. The alarm gets activated after every 2 hours of use.



Please call the service technician once the Filter Change Alarm is activated and get the filters replaced. In case the filters are not replaced within next 60 hours of operation, the purifier stops functioning to avoid the delivery of impure water and emits a beep continuously.

Under such circumstances, the purifier will not function unless the filters are changed.

## Installation Instructions

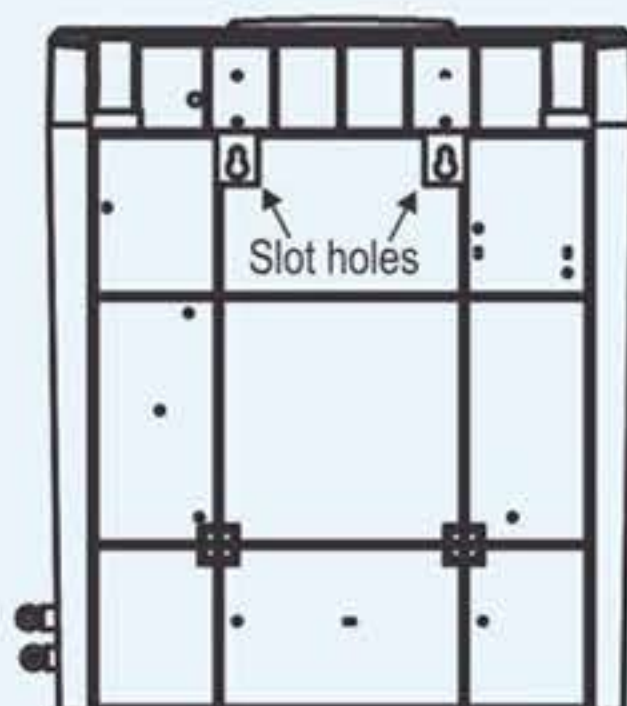
**KENT MAXX** is a convenient and easy-to-install wall mounting model.

### Recommended Site Preparations:

- 220  $\pm$  10 V, 50 Hz single phase AC supply not more than 3m away from the point of installation
- Raw water supply with ½ inch nipple not more than 3m away
- Installation space as per the dimensions of the purifier
- Wall/ plane surface for mounting screws and holding the machine. Avoid installation on wooden and metallic stands
- For optimum inlet pressure, source water tank should be at least 10 ft above the purifier installed
- Install the purifier near a sink for easy availability of inlet water lines
- The system and installation must comply with applicable state and local laws & regulation.

### Installation Procedure:

1. Screw in two 10x50 self tapping screws, 5.4 inches (138 mm) apart horizontally.
2. Wall-mount the purifier with the help of slot holes given on the back side.



3. Fasten the SS ball valve to ¼ inch port of 3-way connector.



4. Attach threaded end of 3-way connector to raw water supply and plug off the other end or connect to a tap.



5. Now connect one end of pipe to SS ball valve and other end to elbow fitting connector labeled as WATER IN, on the left side of purifier.
6. Turn on the lever given on SS ball valve to initiate the water flow to purifier.

7. Allow the filters to pre-soak in water for 2-3 minutes.
8. Connect the power supply.
9. Installation is complete.



## Starting up the purifier

- Switch on the power supply
- Allow the storage tank to fill up to the Maximum level
- Switch off the power supply
- Open the upper cover. Lift and drain the storage tank so as to remove the residual dust particles initially present in the pipes and storage tank
- Place back the storage tank and close the upper cover
- Switch on the power supply
- Purifier is ready to use



Note: The glowing Red LED indicates the power is on. The glowing Green LED indicates the purification process is on.

## Maintenance

To ensure that the purifier operates at its BEST, a routine maintenance must be performed. The frequency of the maintenance will greatly depend upon the raw water quality and consumption of purified water.

- Storage tank must be cleaned once in a week. (Refer **Cleaning the water tank** Pg. 8)
- In the event of not using purifier for more than two days (while going on a holiday, tour etc.), turn off the raw water supply and drain the storage tank
- Replace sediment filter and carbon filter once in 12 months
- Replace UF membrane once in 6 months



The replacement time of consumables such as filters and membrane is dependent on the quality of raw water and water consumed.

## Cleaning the Water Tank



### Recommended Frequency for Filter/membrane Change

Sediment/Carbon → Once every year or earlier if gets clogged

UF Membrane → Once every 6 months or earlier if gets clogged

## Technical Specifications

MODEL NAME	KENT MAXX
Model No.	11013
<b>Product</b>	<b>Water Purifier With Ultra Violet Disinfection</b>
Applications	Ideal for Tap/Municipal water supply.
Max. Purification Production Rate	60L/hr or 1L/min (depending on inlet water pressure)
Body Material	ABS Food Grade Plastic
Installation	Wall Mounting/Counter-Top
Dimensions (mm)	390 (L) x 285 (W) x 400 (H)
Weight	6.100 kg
Purified Water Tank Capacity	7L
Inlet Water Pressure/Temp (min)	0.3 kg/cm <sup>2</sup> or 4.267 psi / 10°C
Inlet Water Pressure/Temp (max)	3 kg/cm <sup>2</sup> or 42.67 psi / 35°C
Filter Cartridge	Sediment, Activated Carbon, UF
UF Membrane Pore Size	0.1 Micron
UV Lamp Wattage	11W
Life of UV Lamp	One Year
Voltage Output of SMPS	24V DC
Total Power Consumption	36 W
Input Power Supply	Single Phase 220 ± 10 V AC, 50 Hz

**KENT**  
Ultra Violet  
Water Purifiers

HOUSE of PURITY



Marketed by:

Aqua Care Trading LLC

Warehouse 7 & 8, Haleb Street, Al Qusais 1, Dubai, UAE

Call +971 551124947 or +971 42675814

E mail : sales@kentuae.ae

Standard IS 14724 is applicable for water purifiers with ultra violet disinfection.